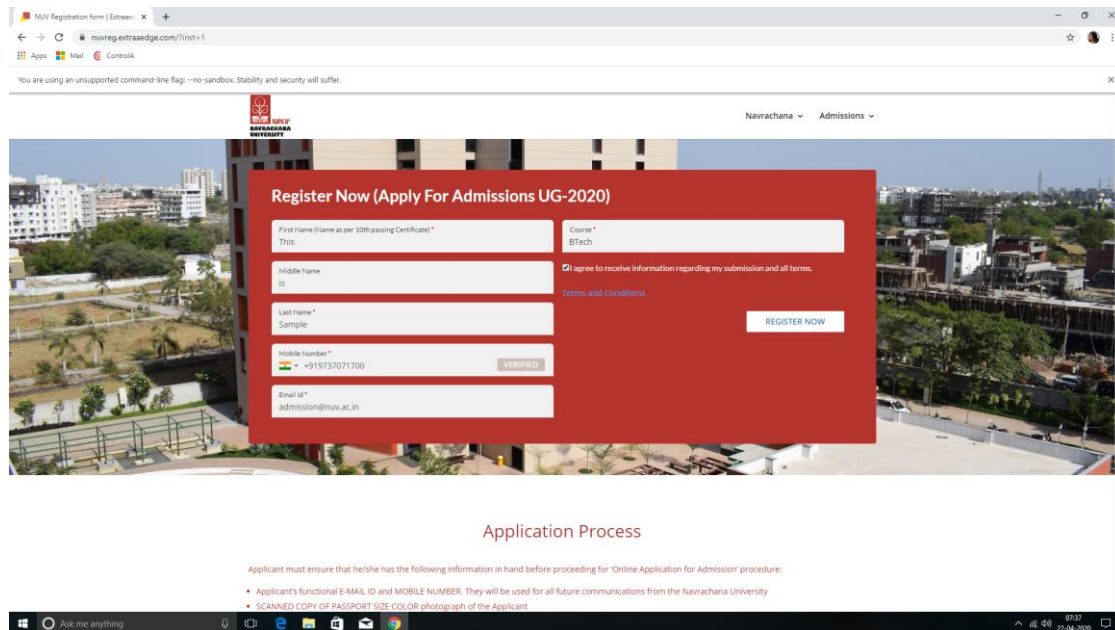


## Here is the stepwise process of filling the admission form:

When you click the link of admission form, this is what you will see. Please complete your Name, Mobile (verify it by putting your OTP received on your mobile), email id and select the course that you are applying. Tick the terms and conditions box and submit the register now button.



The screenshot shows a web browser window with the URL [navreg.extrastage.com/?inst=1](http://navreg.extrastage.com/?inst=1). The page title is "NAVVRACHANA UNIVERSITY" and the navigation menu includes "Navrachana" and "Admissions". The main content area features a red overlay with the heading "Register Now (Apply For Admissions UG-2020)". The form includes the following fields and options:

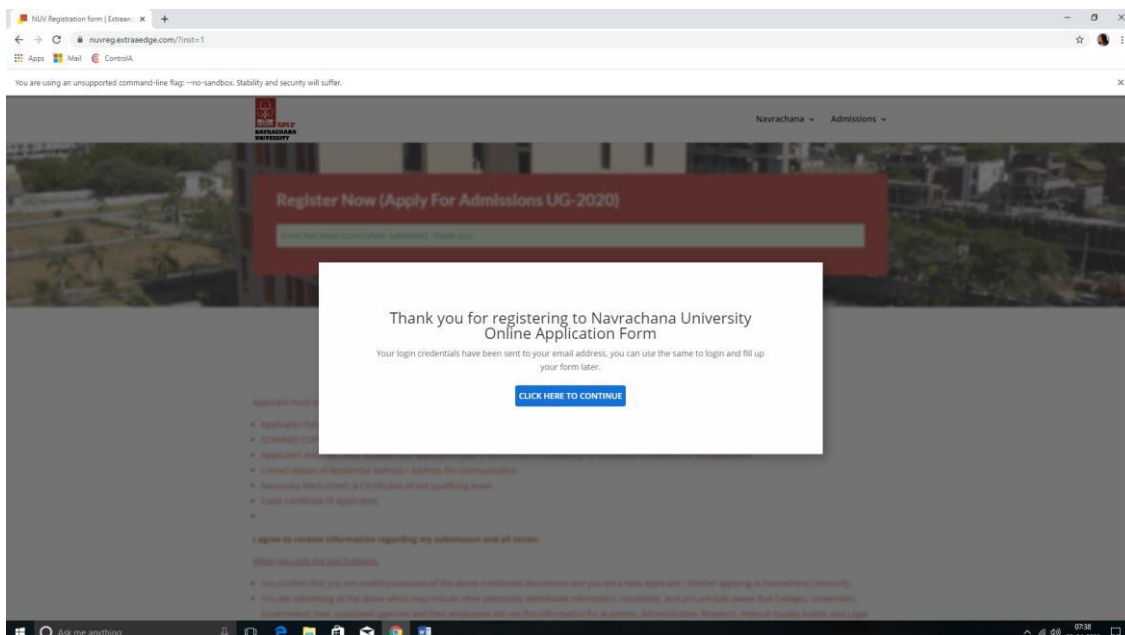
- First Name (Name as per 10th passing Certificate): This
- Middle Name: IS
- Last Name: Sample
- Mobile Number: +919737071700 (with a "VERIFIED" status)
- Email id: admission@nav.ac.in
- Course: BTech
- Agreement:  agree to receive information regarding my submission and all terms.
- Terms and Conditions: [Terms and Conditions](#)
- Submit Button: REGISTER NOW

Below the form, the text "Application Process" is displayed, followed by instructions for applicants to ensure they have the following information in hand before proceeding for the "Online Application for Admission" procedure:

- Applicant's functional E-MAIL ID and MOBILE NUMBER. They will be used for all future communications from the Navrachana University
- SCANNED COPY OF PASSPORT SIZE COLOR photograph of the Applicant

Once you submit, this is the screen you see. You will receive the login id and password in your mailbox (the email id given while registration).

Please make sure you give your working email id as we will be sending all the communication thru the email id and mobile number you provide.



The screenshot shows the same web browser window, but the registration form is now faded. A white confirmation box is centered on the screen with the following text:

Thank you for registering to Navrachana University Online Application Form

Your login credentials have been sent to your email address, you can use the same to login and fill up your form later.

[CLICK HERE TO CONTINUE](#)

Below the confirmation box, the "Application Process" instructions are visible again:

- Applicant must ensure that he/she has the following information in hand before proceeding for "Online Application for Admission" procedure:
- Applicant's functional E-MAIL ID and MOBILE NUMBER. They will be used for all future communications from the Navrachana University
- SCANNED COPY OF PASSPORT SIZE COLOR photograph of the Applicant

The Step 1 is about the personal details. Please complete all the mandatory fields of address.

Online Application Form

Step 1: Personal Details

Registration Information

- Step 1: Personal Details
- Step 2: Parents Details
- Step 3: Education Details
- Step 4: Payment Details

Dashboard

Admission Helpline No: 8882206206

Permanent Address Details

Country \* India | State \* Gujarat

City \* Vadodara | Address Line 1 \* 16 Nirmanpark Society

Address Line 2 \* Marjalpur | Pincode \* 390011

Is your Correspondence Address same as Permanent Address

Personal Details

NDCT

Powered by extraedge

Please make sure you complete all the fields asked for. In the **Quota** field:

**For BTech in QUOTA field**

- If you are applying for BTech All India seats: please select – All India
- IF you are applying for BTech thru ACPC: please select – ACPC
- IF you are diploma holder: please select – Diploma to degree

**For BArch – in QUOTA field**

- If you are applying thru ACPC – please select ACPC
- If you are applying for management seats – please select Management

**Under PG Form**

**For MBA in QUOTA field**

- If you are CMAT qualified – please select ACPC
- If you are Non-CMAT candidate – please select Vacant

**For MTech in QUOTA field**

- If you are applying thru ACPC – please select ACPC

**For all other courses, please select GENERAL**

Nationality \* Indian | Gender \* Female

Religion \* HINDU | Date of Birth \* 10-4-2001

Category \* General | Blood Group \* B+

Emergency Mobile Number \* 9825070557 | Aadhar Number \* 882000003589

Passport Number | Quota \* All India

Minority \* No | OCI Number (Applicable Only For International Students)

Specialization (Applicable For Students Applying For BTech Only. Also, Multi select in the order of your preference choice)

Computer Science & Engg | Information Technology | Mechanical

How did you hear about Navrachna? \* Friends and Family

SAVE AS DRAFT | SAVE AND CONTINUE

Step-2 Please complete the information about your parents/guardian.

The screenshot shows the 'Online Application Form' interface for 'tarvi thackre'. The current step is 'Step 2: Parents Details'. A sidebar on the left shows a progress indicator with four steps: Step 1 (Personal Details), Step 2 (Parents Details), Step 3 (Education Details), and Step 4 (Payment Details). Below the sidebar, there is a 'Dashboard' link and an 'Admission Helpline No' of 8882206206. The main form area is titled 'Step 2: Parents Details' and contains a section for 'Father / Guardian Details'. This section has several input fields: 'Father's Name' (filled with 'Nahush'), 'Father's Email Id' (filled with 'nahush@yahoo.com'), 'Father's Mobile' (filled with '1234512345'), 'Landline' (with a placeholder 'Enter Landline Number'), 'Father's Occupation' (filled with 'service'), and 'Father's Annual Income (In Rs.)' (with a placeholder 'Enter Father's Annual Income (In Rs.)'). Below this section is a collapsed 'Mother Details' section. At the bottom right of the form, there are 'NEXT' and 'BACK' buttons. The footer of the form includes 'Terms and Conditions' and 'Powered by extraedge'.

In Step-3, please complete the details of your educational qualifications.

Under SSC, all the fields are mandatory.

The screenshot shows the 'Online Application Form' interface for 'tarvi thackre'. The current step is 'Step 3: Education Details'. The sidebar on the left is updated, with Step 3 (Education Details) highlighted. The main form area is titled 'Step 3: Education Details' and contains a section for 'SSC Exam Details'. This section has several input fields: 'Institute/School Name' (filled with 'Vidyalok'), 'Board' (filled with 'State Board'), 'Year of Passing' (filled with '1-1-1970'), and 'Obtained SSC Percentage/Grade' (filled with '55'). Below this section are several collapsed sections: 'Diploma Details', 'HSC Exam Details', 'HSC Subjects', 'Other Details', and 'Entrance Exam Details'. At the bottom of the form, there is a note: 'Documents (Attach Documents Relevant To Your Program) - Only Images (.png, .jpeg, .jpg) for Photo and documents (.jpg, .jpeg, .png, .pdf, .doc, .docx) for uploading of other documents. All files must size less than 1MB.' The footer of the form includes 'Terms and Conditions' and 'Powered by extraedge'.

If you are diploma holder, please complete the details asked in diploma section.

The screenshot shows the 'Online Application Form' interface. The left sidebar contains a navigation menu with 'Step 3: Education Details' selected. The main content area is titled 'Step 3: Education Details' and includes sections for 'SSC Exam Details', 'Diploma Details', 'HSC Exam Details', and 'HSC Subjects'. The 'Diploma Details' section is expanded, showing fields for 'Institute or College Name', 'Board Name', 'Medium', 'Exam Seat Number', 'Month and Year of Passing', 'Obtained Percentage/Grade (CGPA, CPI)', and 'No. of Attempt'. The 'HSC Exam Details' and 'HSC Subjects' sections are currently collapsed.

Under HSC, if your result is not out, please select NO and proceed to other fields.

The screenshot shows the 'Online Application Form' interface. The left sidebar contains a navigation menu with 'Step 3: Education Details' selected. The main content area is titled 'Step 3: Education Details' and includes sections for 'SSC Exam Details', 'Diploma Details', 'HSC Exam Details', and 'HSC Subjects'. The 'HSC Exam Details' section is expanded, showing fields for 'Institute/School Name', 'Number of Attempt', 'Board', 'Stream', 'HSC Medium', 'Year of Passing', and 'Is Result Out?'. The 'Is Result Out?' field has radio buttons for 'Yes' and 'No', with 'No' selected. The 'HSC Subjects' and 'Other Details' sections are currently collapsed.

For BTech and BArch – we will need your details of Physics, Chemistry & Mathematics. Since the results are not out. You may skip the section for now. But once the results are out, do fill in the details.

English 30-4-2020

Is Result Out?  Yes  No

Obtained HSC Percentage/Grade \*  
70

Input details are invalid. Please enter correct details and try again.

▼ HSC Subjects

HSC Examination Details(For the Students who are applying for B.Tech and B.Arch)

Subject Name	Obtained Marks	Obtained Out Of	Practical Marks Obtained	Practical Marks Out Of	
Physics	75	100	35	50	🗑️
Chemistry	60	100	30	50	🗑️
Maths	80	100	0	0	🗑️
Subject Name:	Obtained	Obtained	Practical Marks O	Practical Marks	+ Save Details

Other Details

Entrance Exam Details

Documents( Attach Documents Relevant To Your Program) - Only images (.png, .jpeg, .jpg) for Photo and documents (.jpg, .jpeg, .png, .pdf, .doc, .docx) for uploading of other documents. All files must size less than 1MB.

SAVE AND DRAFT BACK SAVE AND CONTINUE

Under **other details**, please mention your preference for transportation/hostel facility.

Online Application Form

Step 3: Education Details

Registration Information

- Step 1: Personal Details
- Step 2: Parents Details
- Step 3: Education Details
- Step 4: Payment Details

Dashboard

Admission Helpline No: 8882206206

SSC Exam Details

Diploma Details

HSC Exam Details

HSC Subjects

Other Details

Do You Require Transportation?  Yes  No

Do You Require Accomodation facility?  Yes  No

Entrance Exam Details

Documents( Attach Documents Relevant To Your Program) - Only images (.png, .jpeg, .jpg) for Photo and documents (.jpg, .jpeg, .png, .pdf, .doc, .docx) for uploading of other documents. All files must size less than 1MB.

BACK NEXT

For BTech and BArch – we will need your details of JEE/GUJCET or NATA if available, else skip it.

The screenshot shows the 'Step 3: Education Details' page of the online application form. The left sidebar contains a navigation menu with steps: Step 1 Personal Details, Step 2 Parents Details, Step 3 Education Details (highlighted), and Step 4 Payment Details. Below the menu is a 'Dashboard' link and an 'Admission Helpline No 8882206206'. The main content area is titled 'Step 3: Education Details' and includes sections for 'SSC Exam Details', 'Diploma Details', 'HSC Exam Details', 'HSC Subjects', and 'Other Details'. A red box highlights the 'Entrance Exam Details' section, which contains the question 'Have you given any entrance exam?' with radio buttons for 'Yes' and 'No'. Below this is a section for 'Documents (Attach Documents Relevant To Your Program)'. At the bottom right are 'BACK' and 'NEXT' buttons.

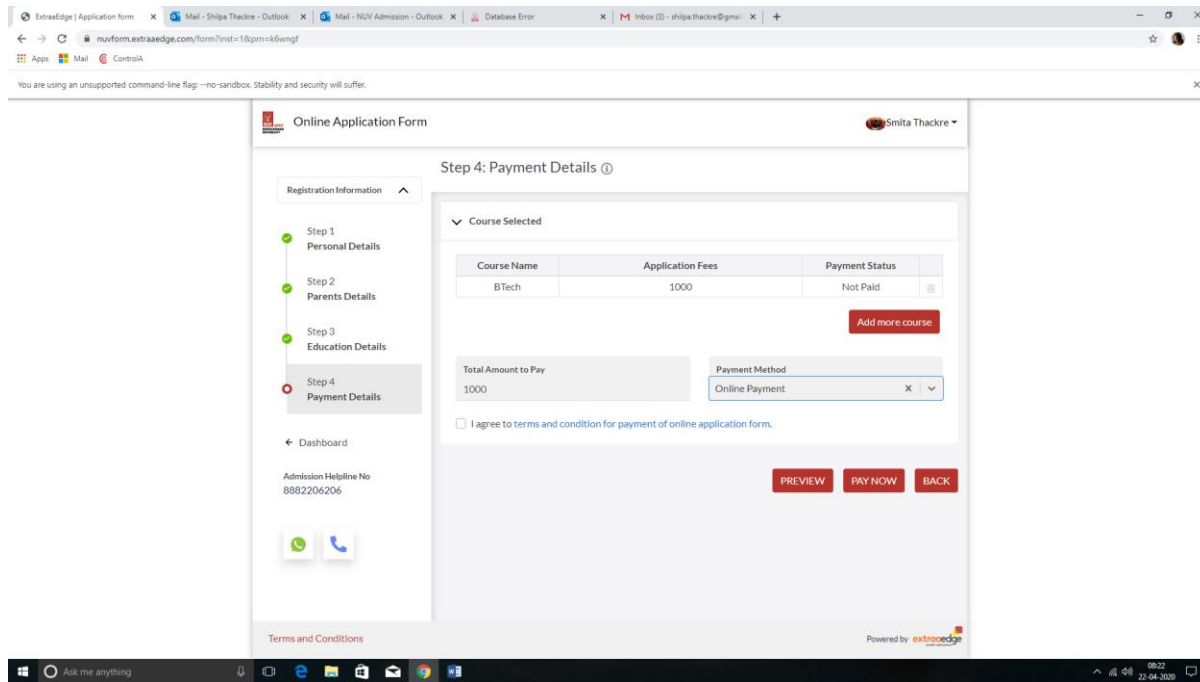
In Step-4 you will be asked if you wish to add another course. And finally you may proceed for payment of application form.

The screenshot shows the 'Step 4: Payment Details' page of the online application form. The left sidebar navigation menu is updated, with Step 4 Payment Details highlighted. The main content area is titled 'Step 4: Payment Details' and features a 'Course Selected' section with a table:

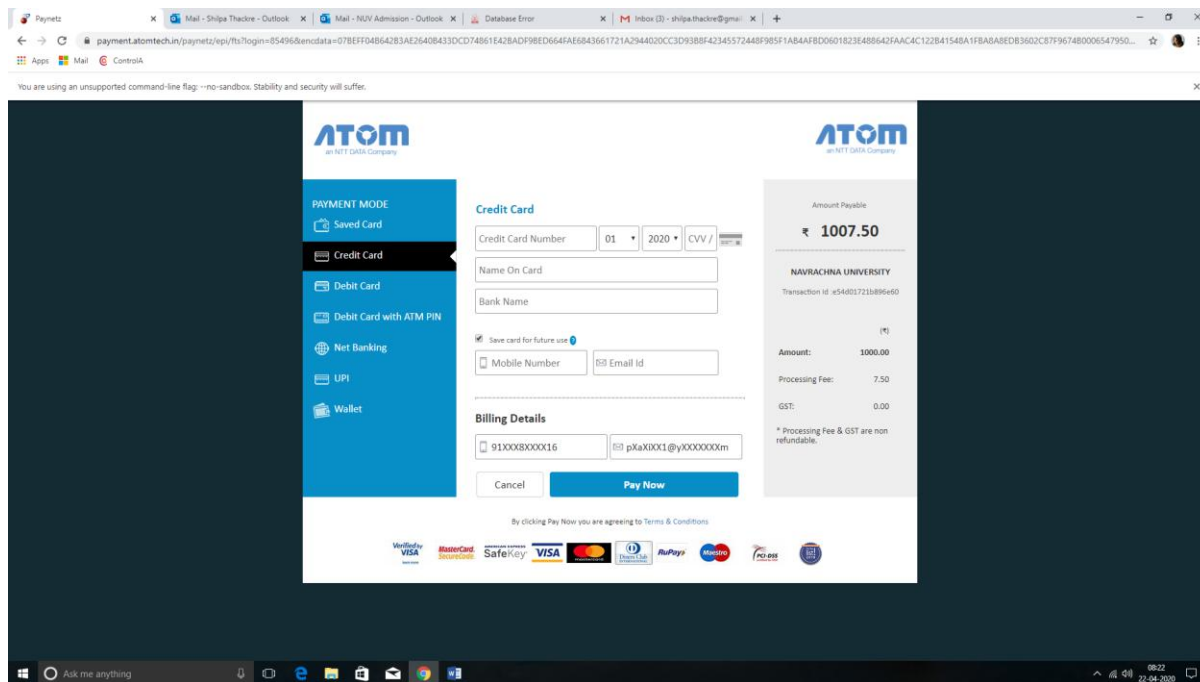
Course Name	Application Fees	Payment Status
BTech	1000	Not Paid

Below the table is an 'Add more course' button. Further down, there is a 'Total Amount to Pay' field showing '1000' and a 'Payment Method' dropdown menu. A checkbox for 'I agree to terms and condition for payment of online application form.' is present. At the bottom right are 'PREVIEW', 'PAY NOW', and 'BACK' buttons. The footer includes 'Terms and Conditions' and 'Powered by extraaedge'.

The payment is to be done online thru Debit Card / Credit Card or Net Banking.



Once you select pay now – you will be taken to payment gateway. You may complete the payment.



Incase you face any difficulty in completing your application form, please feel free to connect with us on 9737071700 or email us at [admission@nuv.ac.in](mailto:admission@nuv.ac.in)

All the best!